



AXIAL SILASTIC GUARD JUNCTION STANDARD RECTIFIER

BY251 - BY255

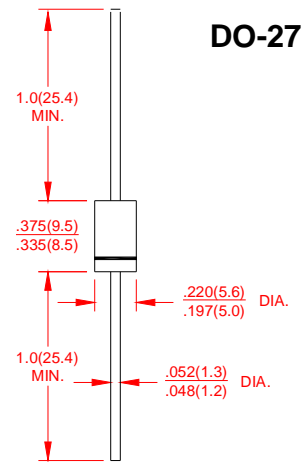
Voltage Range - 200 to 1300 V
Current - 3 A

FEATURES

- Low cost construction
- Low forward voltage drop
- Low reverse leakage
- High forward surge current capability
- High temperature soldering guaranteed:
260°C/10 secods/.375”(9.5mm)lead length at 5 lbs(2.3kg) tension

MECHANICAL DATA

- Case: Transfer molded plastic
- Epoxy: UL94V-O rate flame retardant
- Polarity: Color band denotes cathode end
- Lead: Plated axial lead, solderable per MIL-STD-202E method 208C
- Mounting position: Any
- Weight: 0.042 ounce, 1.19 grams



Dimensions in inches and (millimeters)

MAXIMUM RATINGS AND ELECTRICAL CHARACTERISTICS

- Ratings at 25°C ambient temperature unless otherwise specified
- Single Phase, half wave, 60Hz, resistive or inductive load
- For capacitive load derate current by 20%

	SYMBOLS	BY251	BY252	BY253	BY254	BY255	UNIT
Maximum Repetitive Peak Reverse Voltage	V_{RRM}	200	400	600	800	1300	Volts
Maximum RMS Voltage	V_{RMS}	140	280	420	560	910	Volts
Maximum DC Blocking Voltage	V_{DC}	200	400	600	800	1300	Volts
Maximum Average Forward Rectified Current 0.375”(9.5mm) lead length at $T_A=75^\circ\text{C}$	$I_{(AV)}$	3.0					Amps
Peak Forward Surge Current 8.3mS single half sine wave superimposed on rated load (JEDEC method)	I_{FSM}	125					Amps
Maximum Instantaneous Forward Voltage @ 3.0A	V_F	1.1					Volts
Maximum DC Reverse Current at Rated DC Blocking Voltage per element	$T_A = 25^\circ\text{C}$	5.0					μA
	$T_A = 100^\circ\text{C}$	50					
Maximum Full Load Reverse Current, full cycle average 0.375”(9.5mm)lead length at $T_L=75^\circ\text{C}$	$I_{R(AV)}$	500					μA
Typical Junction Capacitance (Note 1)	C_J	40					pF
Typical Thermal Resistance (Note 2)	$R_{\theta JA}$	30					$^\circ\text{C}/\text{W}$
Operating Junction Temperature Range	T_J	-55 to +150					$^\circ\text{C}$
Storage Temperature Range	T_{STG}	-55 to +150					$^\circ\text{C}$

Notes:

1. Measured at 1.0MHz and Applied Reverse Voltage of 4.0V DC.
2. Thermal Resistance from junction to ambient at .375”(9.5mm) lead length, P.C.board mounted.



AXIAL SILASTIC GUARD JUNCTION STANDARD RECTIFIER

BY251 - BY255

Voltage Range - 200 to 1300 V
Current - 3 A

RATING AND CHARACTERISTIC CURVES BY251 - BY255

FIG.1-TYPICAL FORWARD CURRENT DERATING CURVE

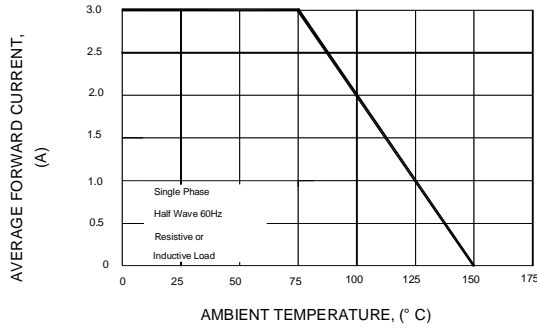


FIG.2-MAXIMUM NON-REPETITIVE PEAK FORWARD SURGE CURRENT

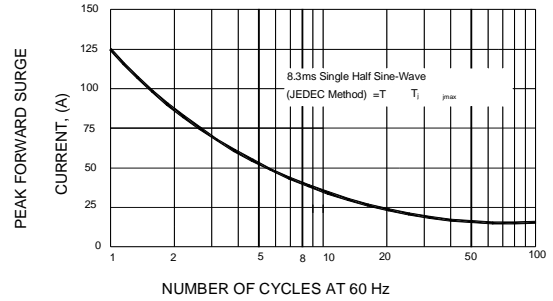


FIG.3-TYPICAL INSTANTANEOUS FORWARD CHARACTERISTICS

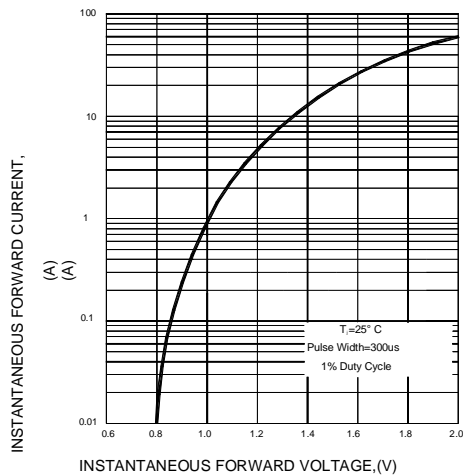


FIG.4-TYPICAL REVERSE CHARACTERISTICS

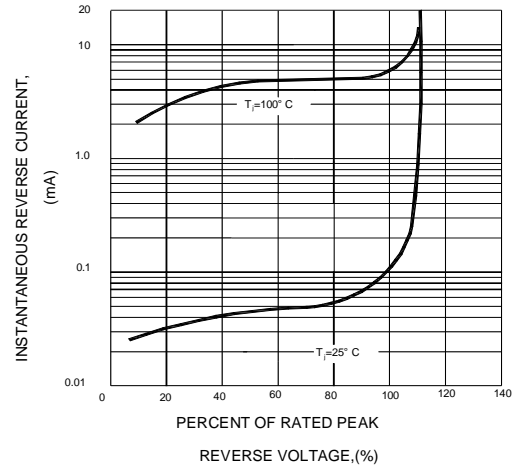


FIG.5-TYPICAL JUNCTION CAPACITANCE

