

SILICON POWER TRANSISTOR
2SC2690, 2690A

NPN SILICON EPITAXIAL TRANSISTOR
FOR LOW/HIGH FREQUENCY POWER AMPLIFICATION

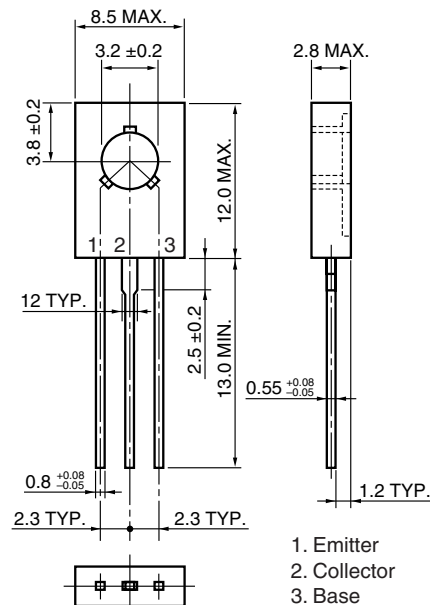
DESCRIPTION

These products are general purpose transistors designed for use in audio and radio frequency power amplifiers.

FEATURES

- Suitable for use in driver stage of 50 to 100 W audio amplifiers and output stage of TV vertical deflection circuit.
- High voltage and high f_r
 $V_{CE0} = 120 \text{ V (2SC2690) / 160 V (2SC2690A)}$
 $f_r = 175 \text{ MHz (} V_{CE} = 5.0 \text{ V, } I_C = 0.2 \text{ A)}$
- Complementary to the 2SA1220 and 2SA1220A PNP transistors.

★ PACKAGE DRAWING (Unit: mm)



★ ORDERING INFORMATION

PART NUMBER	PACKAGE
2SC2690	TO-126 (MP-5)
2SC2690-AZ ^{Note}	TO-126 (MP-5)
2SC2690A	TO-126 (MP-5)
2SC2690A-AZ ^{Note}	TO-126 (MP-5)

Note Pb-free (This product does not contain Pb in external electrode.)

ABSOLUTE MAXIMUM RATINGS ($T_A = 25^\circ\text{C}$)

		2SA2690	2SA2690A	
Collector to Base Voltage	V_{CBO}	120	160	V
Collector to Emitter Voltage	V_{CEO}	120	160	V
Emitter to Base Voltage	V_{EBO}		5.0	V
Collector Current (DC)	$I_{C(DC)}$		1.2	A
Collector Current (pulse) ^{Note}	$I_{C(pulse)}$		2.5	A
Base Current (DC)	$I_{B(DC)}$		0.3	A
Total Power Dissipation ($T_A = 25^\circ\text{C}$)	P_T		1.2	W
Total Power Dissipation ($T_C = 25^\circ\text{C}$)	P_T		20	W
Junction Temperature	T_j		150	$^\circ\text{C}$
Storage Temperature	T_{stg}	-55 to +150		$^\circ\text{C}$

Note $PW \leq 10 \text{ ms, Duty Cycle} \leq 50\%$

The information in this document is subject to change without notice. Before using this document, please confirm that this is the latest version.
 Not all products and/or types are available in every country. Please check with an NEC Electronics sales representative for availability and additional information.

ELECTRICAL CHARACTERISTICS (T_A = 25°C)

CHARACTERISTICS	SYMBOL	TEST CONDITIONS	MIN.	TYP.	MAX.	UNIT
Collector Cut-off Current	I _{CB0}	V _{CB} = 120 V, I _E = 0			1.0	μA
Emitter Cut-off Current	I _{EB0}	V _{EB} = 3.0 V, I _C = 0			1.0	μA
DC Current Gain ^{Note}	h _{FE1}	V _{CE} = 5.0 V, I _C = 5.0 mA	35	150		
	h _{FE2}	V _{CE} = 5.0 V, I _C = 0.3 A	60	140	320	
Collector Saturation Voltage ^{Note}	V _{CE(sat)}	I _C = 1.0 A, I _B = 0.2 A		0.4	0.7	V
Base Saturation Voltage ^{Note}	V _{BE(sat)}			1.0	1.3	V
Gain Bandwidth Product	f _T	V _{CE} = 5.0 V, I _C = 0.2 A		175		MHz
Output Capacitance	C _{ob}	V _{CB} = 10 V, I _E = 0, f = 1.0 MHz		26		pF

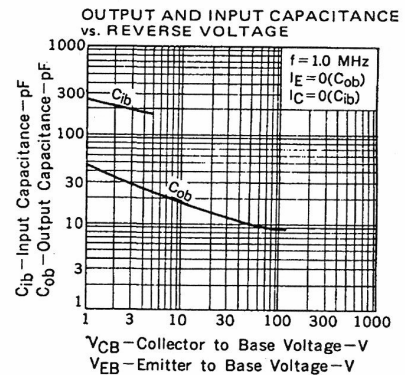
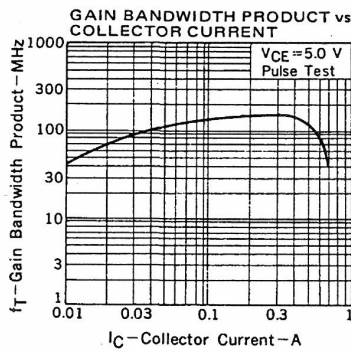
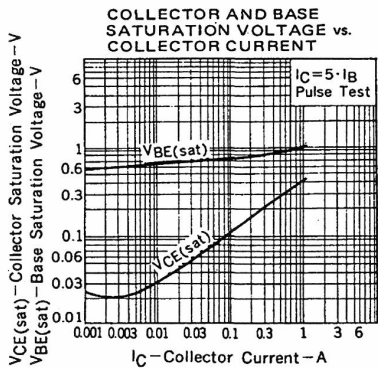
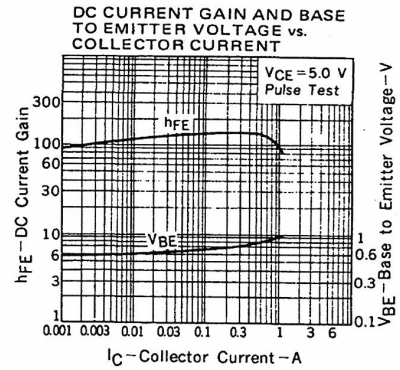
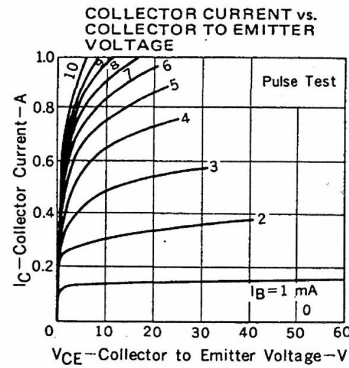
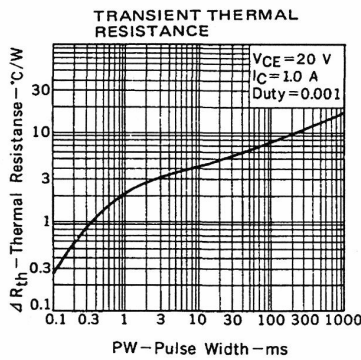

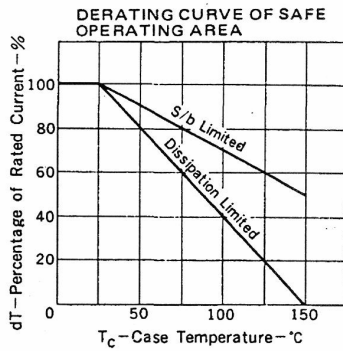
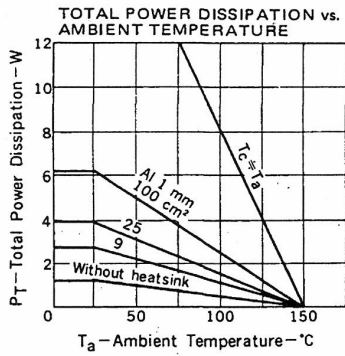
Note Pulsed: PW ≤ 350 μs, Duty Cycle ≤ 2%

h_{FE} CLASSIFICATION

MARKING	R	Q	P
h _{FE2}	60 to 120	100 to 200	160 to 320

Remark Test condition: V_{CE} = 5.0 V, I_C = 0.3 A

TYPICAL CHARACTERISTICS (T_A = 25°C)



- **The information in this document is current as of March, 2005. The information is subject to change without notice. For actual design-in, refer to the latest publications of NEC Electronics data sheets or data books, etc., for the most up-to-date specifications of NEC Electronics products. Not all products and/or types are available in every country. Please check with an NEC Electronics sales representative for availability and additional information.**

- No part of this document may be copied or reproduced in any form or by any means without the prior written consent of NEC Electronics. NEC Electronics assumes no responsibility for any errors that may appear in this document.
- NEC Electronics does not assume any liability for infringement of patents, copyrights or other intellectual property rights of third parties by or arising from the use of NEC Electronics products listed in this document or any other liability arising from the use of such products. No license, express, implied or otherwise, is granted under any patents, copyrights or other intellectual property rights of NEC Electronics or others.
- Descriptions of circuits, software and other related information in this document are provided for illustrative purposes in semiconductor product operation and application examples. The incorporation of these circuits, software and information in the design of a customer's equipment shall be done under the full responsibility of the customer. NEC Electronics assumes no responsibility for any losses incurred by customers or third parties arising from the use of these circuits, software and information.
- While NEC Electronics endeavors to enhance the quality, reliability and safety of NEC Electronics products, customers agree and acknowledge that the possibility of defects thereof cannot be eliminated entirely. To minimize risks of damage to property or injury (including death) to persons arising from defects in NEC Electronics products, customers must incorporate sufficient safety measures in their design, such as redundancy, fire-containment and anti-failure features.
- NEC Electronics products are classified into the following three quality grades: "Standard", "Special" and "Specific".

The "Specific" quality grade applies only to NEC Electronics products developed based on a customer-designated "quality assurance program" for a specific application. The recommended applications of an NEC Electronics product depend on its quality grade, as indicated below. Customers must check the quality grade of each NEC Electronics product before using it in a particular application.

"Standard": Computers, office equipment, communications equipment, test and measurement equipment, audio and visual equipment, home electronic appliances, machine tools, personal electronic equipment and industrial robots.

"Special": Transportation equipment (automobiles, trains, ships, etc.), traffic control systems, anti-disaster systems, anti-crime systems, safety equipment and medical equipment (not specifically designed for life support).

"Specific": Aircraft, aerospace equipment, submersible repeaters, nuclear reactor control systems, life support systems and medical equipment for life support, etc.

The quality grade of NEC Electronics products is "Standard" unless otherwise expressly specified in NEC Electronics data sheets or data books, etc. If customers wish to use NEC Electronics products in applications not intended by NEC Electronics, they must contact an NEC Electronics sales representative in advance to determine NEC Electronics' willingness to support a given application.

(Note)

- (1) "NEC Electronics" as used in this statement means NEC Electronics Corporation and also includes its majority-owned subsidiaries.
- (2) "NEC Electronics products" means any product developed or manufactured by or for NEC Electronics (as defined above).